

Laulima's Tests & Quizzes Tool

Importing questions from a text document:

(for multiple-choice and true/false questions)

If you have your test questions on a text document, such as a Word document, you can copy and paste all your questions at one time into the Tests & Quizzes tool.

Your questions must be in this format:

1. Butterfly is the original name for which insect?
*a. butterfly
b. moth
c. fly
2. Albert Michelson determined the exact speed of light?
*True
False
3. Didaskaleinophobia is the fear of?
a. animals
*b. school
c. heights
d. crowds

After formatting your questions, go into the course to Tests & Quizzes

The screenshot shows the Laulima interface for the 'Tests & Quizzes' tool. At the top, there is a navigation bar with 'My Workspace', 'Demonstration Site 1', 'Laulima Workshop Fall 10', and 'practice_site'. Below this is a 'View Site As: - Select Role -' dropdown. The main content area is titled 'University of Hawai'i Tests & Quizzes' and includes sub-navigation for 'Assessments', 'Assessment Types', and 'Question Pools'. The 'Assessments' section is active, showing options to 'Create assessment (enter title)' with a 'Create' button, and 'Import assessment (from XML or zip file)' with an 'Import' button. There are also radio buttons for 'Create using assessment builder' (selected) and 'Create using markup text'. A dropdown menu for 'Choose assessment type (optional)' is set to 'select'. Below this is a 'Pending Assessments' table with columns for 'Action', 'Title', and 'Last Modified'. The table contains one entry: 'Quiz 1' with a 'Demo Account' user. The 'Tests & Quizzes' link in the left sidebar is circled in red.

Cooperation, joint action; group of people working together; community food patch; to work together, cooperate. *Lit., many hands.*

The Learning & Collaboration Server for the University of Hawai'i Community

Logout

My Workspace Demonstration Site 1 Laulima Workshop Fall 10 practice_site

View Site As: - Select Role -

University of Hawai'i

Tests & Quizzes

Assessments | Assessment Types | Question Pools

Home

Announcements

Discussion and Private Messages

Resources

Site Info

Mailtool

Tests & Quizzes

UH homepage

Gradebook

Help

Users present:
Demo Account

Assessments

New Assessments

Create assessment (enter title) [input field] [Create]

Create using assessment builder Create using markup text

Choose assessment type (optional)
select

OR

Import assessment (from XML or zip file) [Import]

Pending Assessments

Action	Title	Last Modified
-- Select Action --	Quiz 1	Demo Account

To the right of “Create assessment (enter title)” enter a title in the text box then select “Create using markup text”. Click “Create”

Tests & Quizzes

Assessments | Assessment Types | Question Pools

Assessments

New Assessments

Create assessment (enter title)

Create using assessment builder **Create using markup text**

Choose assessment type (optional)
 ▼

OR

Import assessment (from XML or zip file)

Pending Assessments

Action	Title	Last Modified
--------	-------	---------------

On the next page, copy/paste the questions into the large box below “Questions”.

Create Assessment/Question Pool

Step 1 of 2

Use the text boxes below to modify the name and (optionally) to provide a description for this assessment or question pool. Then enter the questions and answers in the bottom textbox. It is important to follow the correct formatting for each type of question. Examples can be found at the bottom of this page.

Assessment/Question Pool Information

Name

Description

Questions

Enter questions with their answers into the text box below using the specified format for that question type. To view instructions and examples for a given question type, click on the appropriate link to the right of the text box.

1. Flutterfly is the original name for which insect?
*a. butterfly
b. moth
c. fly

2. Albert Michelson determined the exact speed of light?
*a. True
b. False

3. Didaskaleinophobia is the fear of?
a. animals
*b. school
c. heights
d. crowds

Instructions & Examples

- [General Instructions](#)
- [Multiple Choice](#)
- [Multiple Correct Answer](#)
- [Fill in the Blank](#)
- [Short Essay](#)
- [True/False](#)

< Back

On the following page, verify your questions then click “Create Question Pool”

[Assessments](#) | [Assessment Types](#) | [Question Pools](#)

Validate Assessment/Question Pool

Step 2 of 2

Verify that all of your questions appear below with the correct question types. Change the name and description of this question group as needed. Then click on the appropriate button below to complete the process.

#	Question	Type	Points	Answers
1	Flutterfly is the original name for which insect?	Multiple Choice	0	<input checked="" type="checkbox"/> a. butterfly <input type="checkbox"/> b. moth <input type="checkbox"/> c. fly
2	Albert Michelson determined the exact speed of light?	Multiple Choice	0	<input checked="" type="checkbox"/> a. True <input type="checkbox"/> b. False
3	Didaskaleinophobia is the fear of?	Multiple Choice	0	<input type="checkbox"/> a. animals <input checked="" type="checkbox"/> b. school <input type="checkbox"/> c. heights <input type="checkbox"/> d. crowds

[< Back](#) [Create Assessment](#) [Create Question Pool](#)





You should now see your newly created question pool listed in the “Questions Pools” area

Tests & Quizzes

[Assessments](#) | [Assessment Types](#) | [Question Pools](#)

Question Pools

[Add New Pool](#) | [Import](#)

Pool Name	Creator	Last Modified	Questions	Subpools	Remove?
 Midterm Questions Add Copy Move	Matt Parcon	06/04/2009	3	0	<input type="checkbox"/>
 Quiz 1 Pool Add Copy Move	Matt Parcon	08/28/2008	3	0	<input type="checkbox"/>
 Special Symbols Add Copy Move	Matt Parcon	10/16/2008	0	0	<input type="checkbox"/>
 TALENT test Add Copy Move	Matt Parcon	04/07/2009	10	0	<input type="checkbox"/>

[Update](#)

Creating a Quiz using question pools:

Pools can also be used to create question sets in which randomly drawn questions can be pulled. For example, create a quiz based on 10 questions using a Question Pool that contains a set of 50 questions. The quiz will randomly draw 10 questions from the pool of 50.

1. Create a Quiz via Assessments by entering a title in the Title text block and click "Create".

Tests & Quizzes

Assessments | [Assessment Types](#) | [Question Pools](#)

Assessments

New Assessments

Create assessment (enter title)

Create using assessment builder Create using markup text

Choose assessment type (optional)

OR

Import assessment (from XML or zip file)

2. Click "Edit"

Tests & Quizzes

Assessments | [Assessment Types](#) | [Question Pools](#)

Questions: Example Test

0 Existing Questions - 0 total points

[Preview](#) | [Publish](#) | [Settings](#)

[Add Part](#) | Add Question:

Part Default - 0 questions [Copy to Pool](#) | [Edit](#)

Insert New Question

3. Scroll down the page and select the radio button for "Random draw from question pool".

Attachments
No Attachment(s) yet

Type

Questions authored one-by-one

Random draw from question pool

Pool name (total # of questions)

Number of questions

Point value of questions

NOTE: Optional value: overrides point values of questions

4. Use the pull down menu next to "Pool name" and select the desired pool

Type

Questions authored one-by-one

Random draw from question pool

Pool name (total # of questions)

Number of questions

Type of randomization

A student's questions are randomized each time an assessment is submitted

A student's questions are randomized once for all submissions

5. In the text box next to "Number of questions" type in how many questions you would like to have drawn from the pool and click "Save"

Type

Questions authored one-by-one

Random draw from question pool

Pool name (total # of questions)

Number of questions

Type of randomization

A student's questions are randomized each time an assessment is submitted

A student's questions are randomized once for all submissions

Question ordering (not available for random draw)

As listed on Assessment Questions page

Random within Part

Metadata

Objective

Keyword

Rubric

Quiz Settings:

To set the open date, due date, and other such settings for a quiz, click the drop-down menu to the right of that quiz. If you have already published the quiz, be sure that you change the settings next to the quiz under the "Published Assessments" area.

Example Test

-- Select Action --

Edit

Preview

Settings

Publish

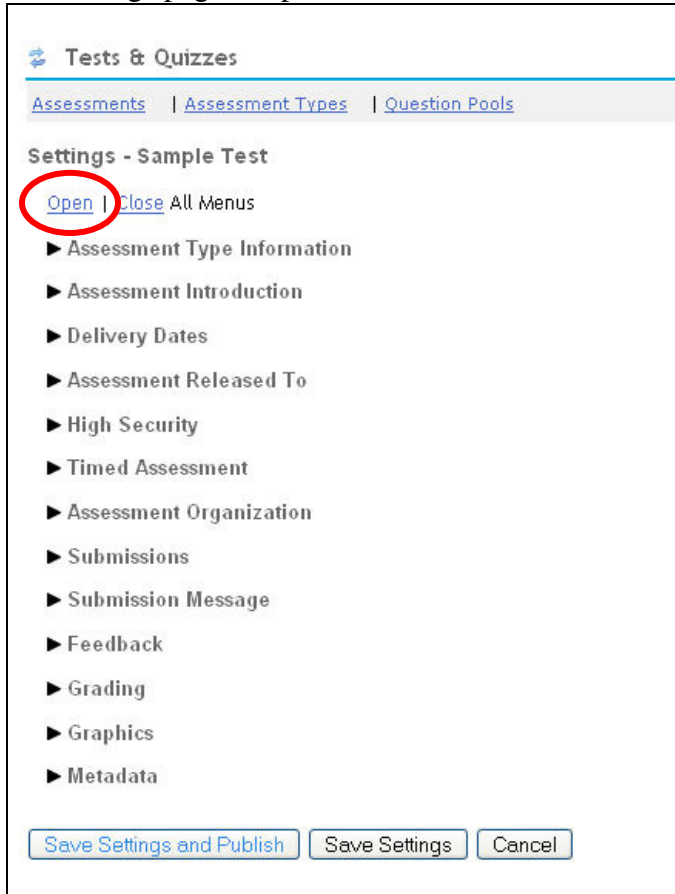
Duplicate

Export

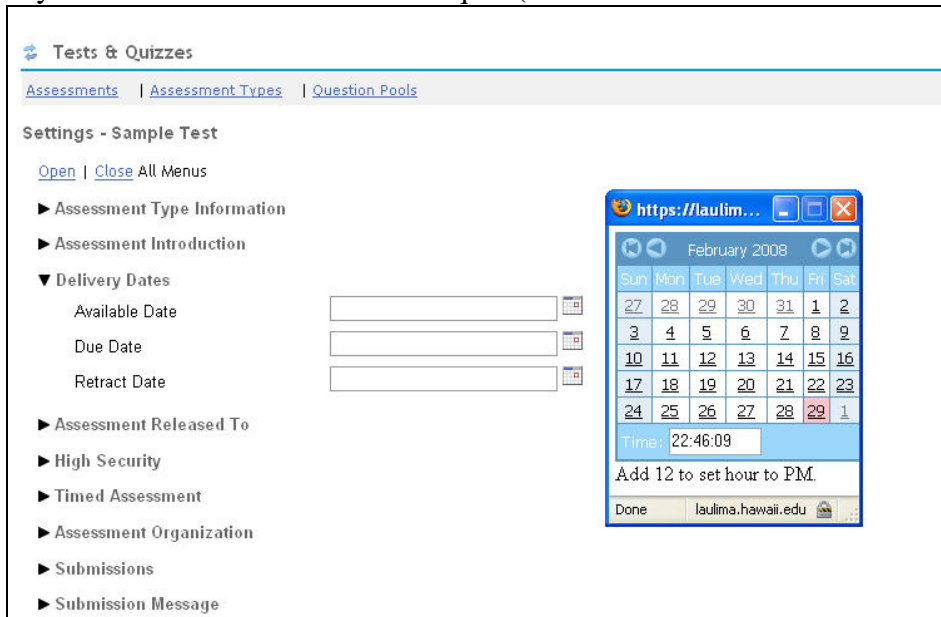
Remove

Final Exam

Click the Black arrows to open a specific setting section OR click "Open" at the top of the Settings page to open all sections at once.



Delivery Dates: for both Available and Due Date areas use the calendar icon to select a day and time to release/submit the quiz (double click on date in calendar to insert)



Timed Assessment: check the checkbox to open up this section, use pull down menus to select hours and minutes students have to complete the quiz.

Tests & Quizzes

[Assessments](#) | [Assessment Types](#) | [Question Pools](#)

Settings - Sample Test

[Open](#) | [Close](#) All Menus

▶ Assessment Type Information

▶ Assessment Introduction

▼ Delivery Dates

Available Date

Due Date

Retract Date

▼ Assessment Released To

Anonymous Users

Lulima Tools

▶ High Security

▼ Timed Assessment

Timed Assessment with Time Limit: hrs. min.

Assessment will be submitted automatically when time is up

Feedback:

- Immediate Feedback - a link "Show feedback" becomes available to students during the quiz (good for self testing)
- Feedback on submission – Feedback will be available after quiz is submitted
- No Feedback - no feedback will be shown at any time
- Feedback displayed at a certain date - feedback shown at a set date/time (best option)

Feedback Delivery

Immediate Feedback

Feedback on submission

No Feedback will be displayed to the student

Feedback will be displayed to the student at a specific date

(Selecting "Grades sent to Gradebook" in Grading section will send scores to Gradebook immediately, regardless of feedback date.)

Feedback Components Students Can See

Student Response

Question-Level Feedback

Correct Response

Selection-Level Feedback

Student's Assessment Scores

Grader's Comments

Student's Question and Part Scores

Statistics and Histograms

When all setting selections have been completed choose to either:

Save Settings and Publish - this option will allow access to the quiz right now based on your availability settings

Save Settings - this will just save what you have entered into the settings area so you can return and edit if needed prior to actually publishing the quiz

If you select “Save Settings and Publish”, the next page will be the Check Settings and Add Notification page.

Tests & Quizzes

Check Settings and Add Notification

Review your settings below, adjust level of notification, and click **Publish** to make assessment visible to students now.
Click **Cancel** to wait or edit assessment.

▾

"Example Test" will be **Available on 03/02/2011 04:34:15 PM.**
to the entire class at <https://lailima.hawaii.edu/samigo-app/servlet/Login?id=e55dfa3b-06f6-4c29-0004-393408de97071299119717966>.
It is **Due 03/09/2011 04:34:18 PM.**

The time limit is 0 hr, 30 min. This assessment will be submitted when time is up. Students can submit this an unlimited number of times. (The highest score will be recorded).

Student will receive **no feedback.**

You can publish the quiz without notification or click the drop-down menu and select “and send notification below to students”. This will send an email notification to all students UH email or whatever email they have specified in their account settings.

NOTE: *once a quiz has been published the only way to take it back, for example if you notice an error, is to **RETRACT** it using the “Retract Now” button within Settings > Delivery Dates*

Once a quiz has been published **and** becomes available based on the Availability setting a "copy" will be viewable and accessible to students within the Published Assessments area.

Prior to the quizzes availability students will see nothing.

Create assessment (enter title)

Create using assessment builder Create using text

Choose assessment type (optional)

OR

Import assessment (from XML or zip file)

Pending Assessments

Action	Title
-- Select Action --	Example Test

Published Assessments

Active (testing in progress)

Action	Title	In Progress	Submitted	Release To	Release Date	Due Date
-- Select Action --	Example Test	0	0	Entire Site	03/02/2011	03/09/2011